

PALLET PAL[®]

Level Loaders, Turntables & Rotators



Loading and Unloading Pallets
■ Faster ■ Safer ■ Easier



Distributed by: Cherry's Industrial Equipment Corp.
www.palletinverter.com PH: 800-350-0011

PALLETPAL[®]

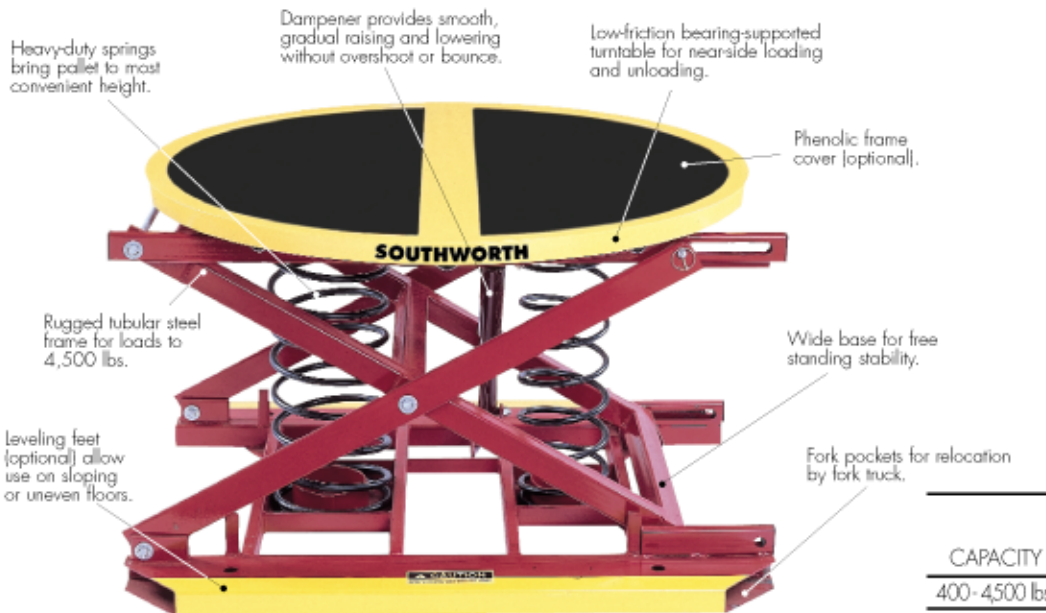
LEVEL LOADERS

These are the products that revolutionized manual pallet loading and unloading in the United States. PalletPal[®] Level Loaders are simple devices that will automatically maintain a load at the ideal height for the manual loading and off-loading of product. Starting with the original automatic spring-actuated unit introduced by Southworth in 1988, the line has grown to include several products, tailored for specific application niches.

PALLETPAL[®] FULLY AUTOMATIC SPRING-ACTUATED

Ideal for Most Applications

With inherent stability and no power sources or connections, the fully automated mechanical PalletPal[®] is virtually maintenance-free. The turntable is easily rotated even when fully loaded and allows for near-side loading and unloading without walking around the unit.



Spring installation is fast and easy. Springs accommodate wide load range with no need for adjustment and require no tools.



CAPACITY	LOWERED HEIGHT	RAISED HEIGHT	APPROX. SHIPPING WEIGHT
400-4500 lbs.	9.5"	28"	460 lbs.

PALLETPAL[®] FULLY AUTOMATIC PNEUMATIC-ACTUATED

For Use Where Loads Vary Widely and are Changed Frequently

The Pneumatic Option PalletPal[®] provides all the performance of our spring unit, but uses an airbag that operates on shop air. It automatically positions loads weighing up to 4,500 lbs with as little as 80 psi.




CAPACITY	LOWERED HEIGHT	RAISED HEIGHT	APPROX. SHIPPING WEIGHT
400-4500 lbs.	9 1/2"	30 1/2"	615 lbs.

PALLETPAL® POWERED-HYDRAULIC

When loads, weights, pallet sizes or product dimensions vary greatly, a Powered PalletPal® with total operator control is the solution. A foot control allows the operator to adjust the load to an infinite number of positions up to 32⅝" (plus pallet), so it is always at the most comfortable height for loading and unloading. The manual turntable allows quick and easy rotation of the load so that the operator is always working on the near side, eliminating reaching, stretching and walking around. Built in fork pockets provide both ease of portability and additional stability.

The Powered PalletPal® Hydraulic works on standard 115V power and is available in 2,000 and 4,000 lb. capacities.



Foot control positions the load at any height within the unit's working range.



Fork pockets for relocation by fork truck.

MODEL NO.	CAPACITY	TURNTABLE	LOWERED HEIGHT	RAISED HEIGHT	POWER	APPROX. SHIPPING WEIGHT
PPH2-24	2,000 lbs.	43⅝" DIAMETER	8⅝"	32⅝"	115/1/60	700 lbs.
PPH4-24	4,000 lbs.	43⅝" DIAMETER	8⅝"	32⅝"	115/1/60	760 lbs.

PALLETPAL® POWERED-PNEUMATIC

The Powered-Pneumatic PalletPal® has all the features of our hydraulic unit but operates on shop air. A heavy duty airbag positions pallet loads weighing up to 4,000 lbs. with as little as 80 psi. The unit features a shock absorber style load dampener to dramatically reduce "bounce" which is common in many other pneumatic lift devices. This model also includes built-in fork pockets to provide both ease of portability and additional stability.



Pneumatic foot-valve positions the load at any height within the unit's working range.



Fork pockets for relocation by fork truck.

MODEL NO.	CAPACITY*	STANDARD TURNTABLE	LOWERED HEIGHT	RAISED HEIGHT	POWER	APPROX. SHIPPING WEIGHT
PPA2-24	2,000 lbs.	43⅝" DIAMETER	9⅞"	33⅝"	80 PSI	640 lbs.
PPA4-24	4,000 lbs.	43⅝" DIAMETER	9⅞"	33⅝"	80 PSI	660 lbs.

* This is not a lifting capacity. These airbag actuated machines are dedicated to pallet positioning applications. The capacity denotes the maximum weight of the fully loaded pallet that is appropriate for each model.


PALLETPAL® ROLL-ON™

For Use with Hand Pallet Trucks

With internal hydraulic power, PalletPal® Roll-On™ Level Loaders lower to floor height so pallets can be rolled on and off with a hand pallet truck. The lift is then easily adjusted by pushbutton or foot switch control to maintain an ideal height for manual loading and unloading. The narrow side and back panels provide easy reach over for four sided access.

Now available with One Touch Auto Leveling

Allows the operator to "dial-in" the exact increment of travel for loading or unloading. It will also return the platform to full height (or to fully lowered position) at "one touch of the button."



The platform can be locked at the proper height to allow relocation by means of a hand pallet truck.



MODEL NO.	CAPACITY	PLATFORM SIZE	LOWERED HEIGHT	RAISED HEIGHT	RISE TIME (sec.)	POWER	APPROX. SHIPPING WEIGHT
ROLLC2.5-28	2,500 lbs.	40" x 48"	¾"	28¾"	22	115/1/60	1,350 lbs.
ROLLC2.5-28	2,500 lbs.	44" x 48"	¾"	28¾"	22	115/1/60	1,500 lbs.
ROLLC2.5-28	2,500 lbs.	52" x 48"	¾"	28¾"	22	115/1/60	1,650 lbs.
ROLLC4-28	4,000 lbs.	40" x 48"	¾"	28¾"	30	115/1/60	1,500 lbs.
ROLLC4-28	4,000 lbs.	44" x 48"	¾"	28¾"	30	115/1/60	1,650 lbs.
ROLLC4-28	4,000 lbs.	52" x 48"	¾"	28¾"	30	115/1/60	1,800 lbs.

Units are furnished with either pushbutton or foot switch control.

ROLL-ON™ WITH TURNTABLE

For Use with Hand Pallet Trucks

For even greater convenience, the Roll-On™ Level Loader is now available with a built-in, hand pallet truck accessible 360° turntable.




Photo-eye toe protection on all three working sides.

MODEL NO.	CAPACITY	PLATFORM SIZE	LOWERED HEIGHT	RAISED HEIGHT	RISE TIME (sec.)	POWER	APPROX. SHIPPING WEIGHT
ROLLC3-28	2,500 lbs.	44" x 48"	2"	30"	30	115/1/60	2,400 lbs.