



DC Series 180° Pallet Inverter

The DC Series Inverter offers a faster, easier way to rotate, switch or transfer loads and replace broken pallets.

- Free standing 180° Inverter with chain balanced dual clamping plates to handle a greater range of tall and short product
- (Optional) loading ramp for pallet jack entry
- Can be transported and loaded by forklift
- Control options range from standard pendant controls to fully automated systems
- Easy load transfer from wood pallet to plastic pallet, slip sheet or rental pallet
- Ideally suited for inbound load transfers where a variety of products may be handled: boxes, drums, pails and packaging material
- Significant reduction in back injuries



SIMPLE, QUICK 180° PRODUCT INVERSION FOR CORRECT ORIENTATION OF PRINTED MATERIAL, CORRUGATE



EASILY TRANSFER DRUMS FROM ONE PALLET TO ANOTHER



EASILY TRANSFER TOTES OR ANY OTHER REUSABLE PACKAGING FROM WOOD TO PLASTIC



EASILY TRANSFER CORRUGATE FROM A WOOD PALLET TO A PLASTIC PALLET



DC Series Attributes & Specifications

- 51" deep x 52" wide clamping tables
- 5 to 7.5 horsepower motor
- Adjustable from 0-2000 PSI to handle various loads
- 4,400 lb. capacity standard
- 3 phase power source of 208/230/4601/575V
- Safety yellow color with UL certified panels are both standard
- Shipping weight of 3,500-4,300 lbs.
- Commonly used in food, pharmaceutical, chemical or any other general industry in which load heights vary greatly

Please contact us at **800-350-0011** or visit **PalletInverter.com** for more information on any of our DC Series Inverters.

DC Series

Series No.	91	104	110
Max Jaw Opening	91"	104"	110"
Min Jaw Opening	23"	36"	42"

MACHINE GUARDING



STANDARD MACHINE GUARDING: Provides protection from forklifts



HIGH STYLE GUARDING: Provides additional protection for forklift operators (mounted directly to the machine)



BOSCH GUARDING: Guarding which bolts directly to the floor with removable panels for maintenance access



SAFETY DEVICES: Light curtains, safety mats and laser scanners protect the front of the machine for additional protection

CONTROLS



PUSH BUTTON: Comes on a 30-foot cord with E-stop, lock out tag/out and pendant holder




CONSOLE: Offers added operational features to provide maximum control of machine




WIRELESS REMOTE: Receiver mounts to machine


OPTIONS



VOLTAGE SEPARATION: High and low voltage panels with phase indicator and knife style disconnect



SAFETY GATES: For non compressible products (steel drums, steel, printed material), adding a layer of protection.



CUSTOM PAINT FINISHES: Stainless Steel, food-grade Steel-It, and custom color match paint



CUSTOM-SIZED TABLE: Larger and smaller platforms available for custom-sized loads